



- DIN EN 175301-803
- Industrial standard
- 2+PE, 3+PE
- Degree of protection IP65
- Wired versions
- Moulded versions
- Degree of protection IP67

Description

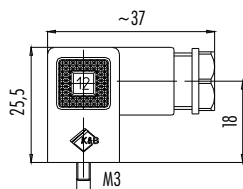
Female power connector

Drawing

Contacts Cable outlet

Ordering-No.

2+PE		43 1930 000 03
3+PE	4-6 mm	43 1932 000 04



Female power connector, metric thread M12

2+PE		43 1930 004 03
3+PE	4-6 mm	43 1932 004 04

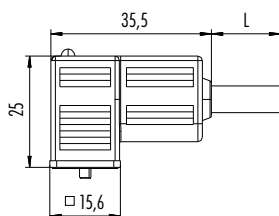


Female solenoid valve connector, moulded

Contacts Voltage Current Cable length, PUR Ordering-No.

2+2PE x 0,5	250 V	6 A	3 m	33 5934 300 000
			5 m	33 5934 500 000

NEW

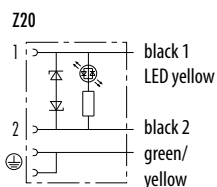


Female solenoid valve connector, moulded, wired, LED

Contacts Wiring Current Cable length, PUR Ordering-No.

2+2PE x 0,5	Z20 24 V	4 A	3 m	33 5937 300 520
			5 m	33 5937 500 520

NEW



Specifications

Contacts	2+PE	3+PE	2+2PE
Wire gauge	min. 0,14 mm ² (min. AWG 26), max. 0,75 mm ² (max. AWG 20)		0,5 mm ² (AWG 20)
Mechanical operation	> 50 Mating cycles		
Temperature range	-20 °C / +120 °C		-20 °C / +80 °C
Rated voltage	250 V		230 V, 24 V AC/DC
Pollution degree	3		
Current (40°C)	6 A		4 A
Contact plating	Ni (Nickel)		UL 94-V0, PA
Material of housing	PA		UL 94-HB, TPU



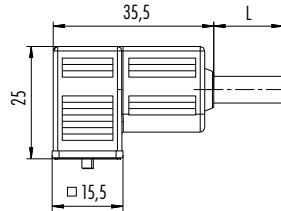
Description	Drawing	Contacts	Cable outlet	Ordering-No.
Female power connector		2+PE	6-8 mm	43 1900 000 03
		3+PE		43 1902 000 04



Female power connector, metric thread M12	2+PE	8-10 mm	43 1900 004 03
	3+PE		43 1902 004 04

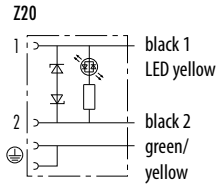


Description	Contacts	Voltage	Current	Cable length, PUR	Ordering-No.
Female solenoid valve connector, moulded	2+2PE x 0,5	250 V	6 A	3 m	34 5734 300 000
				5 m	34 5734 500 000



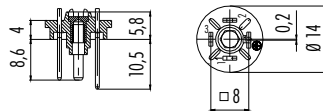
NEW

Description	Contacts	Wiring	Current	Cable length, PUR	Ordering-No.
Female solenoid valve connector, moulded, wired, LED	2+2PE x 0,5	Z20 24 V	4 A	3 m	34 5737 300 520
				5 m	34 5737 500 520

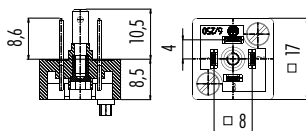


NEW

Description	Contacts	Ordering-No.
Male power connector	2+PE	43 1901 000 03
	3+PE	43 1903 000 04



Male power connector	2+PE	43 1905 000 03
	3+PE	43 1907 000 04

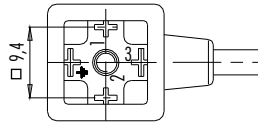
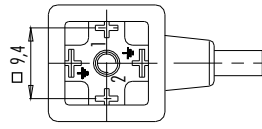
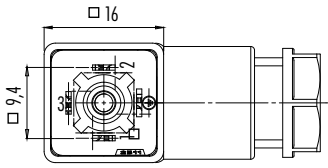


Contact arrangements industrial standard

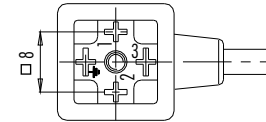
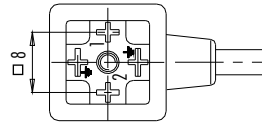
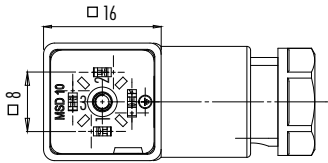
2+PE/3+PE contacts

2+PE

3+PE



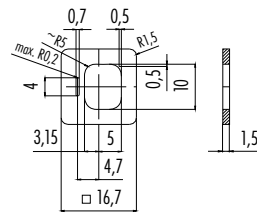
Contact arrangements DIN 175301-803



Colour of wire, moulded solenoid valve connectors

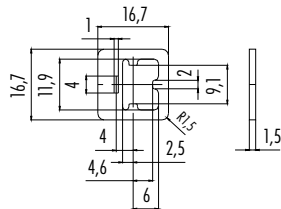
- 1 black 1
- 2 black 2
- 3 black 3
- ⊕ green/yellow

Description	Drawing	Material ¹⁾	Colour	Ordering-No.
Flat seal, industrial standard, for female power connector		NBR	beige	16 8110 000



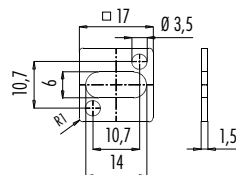
Flat seal, DIN, for female power connector

NBR	beige	16 8107 000
Silicon	red	16 8107 001
HNBR	black	16 8107 002



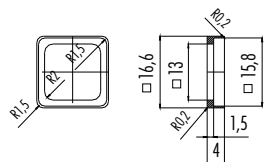
Flat seal, DIN, for male power connector

NBR	black	16 8097 000
-----	-------	-------------



Profiled seal, industrial standard/DIN, for female power connector

NBR	black	16 8106 071
-----	-------	-------------



Material ¹⁾	Colour	Temperature range of seals
NBR	beige	-40 °C /+ 100 °C
Silicon	red	-60 °C /+ 250 °C
NBR	black	-20 °C /+ 125 °C
HNBR	black	-40 °C /+ 125 °C